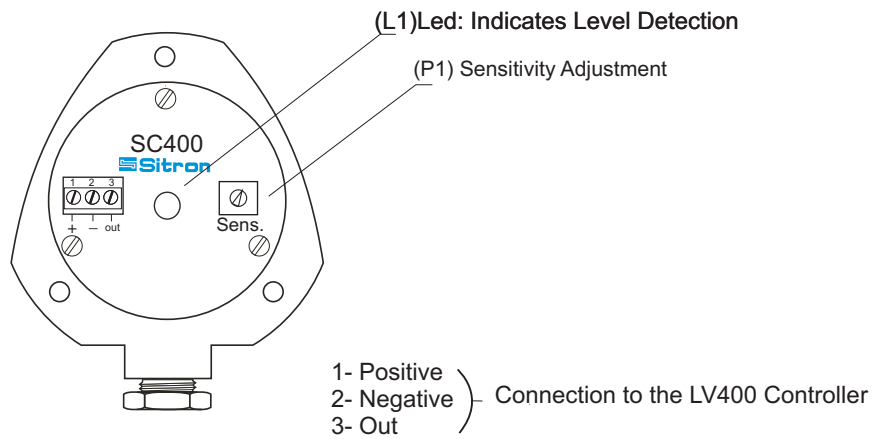
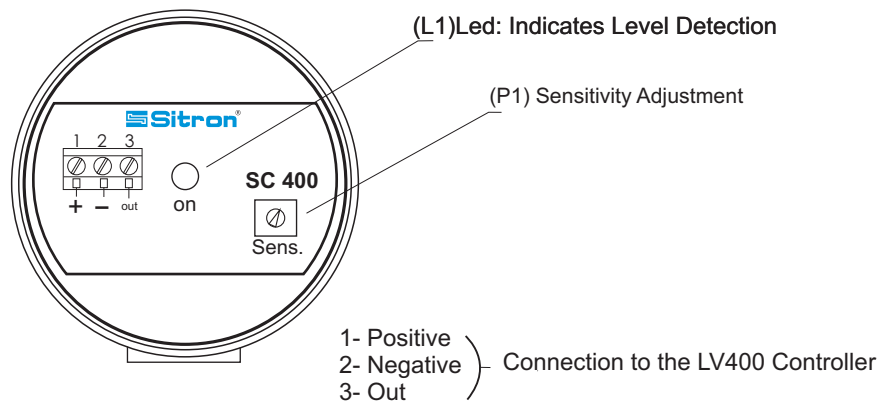


Wiring Diagram

SC400 - N1 Housing



SC400 - G1 Housing

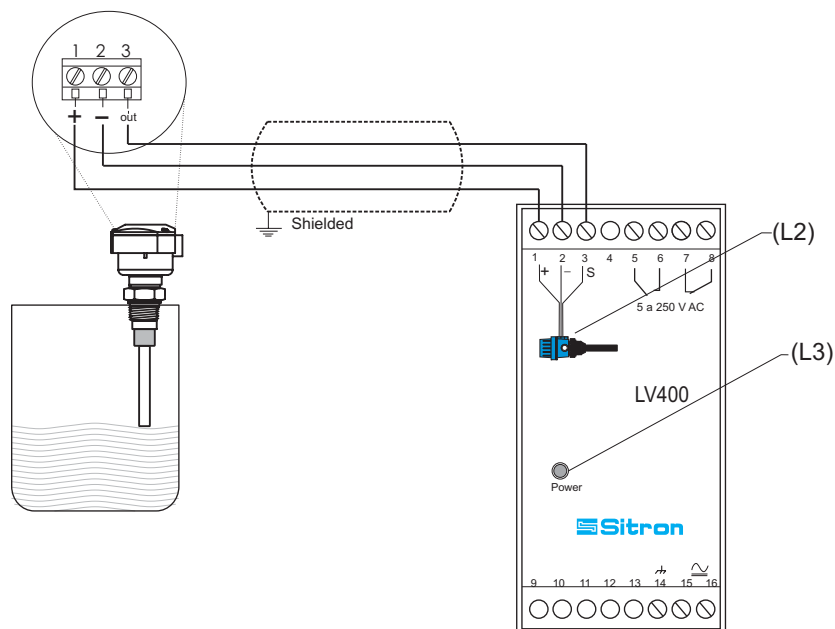


Wiring Diagram

LV400 Controller

Note: The SC400 series works in conjunction with the LV400 Relay controller and will not work without it.

RL400 Controller & LV400 Probe



- 1-)
- 2-) Out (Probe Power supply)
- 3-)
- 5- Contact NO
- 6- Common
- 7- Common
- 8- Contact NC
- 14- Ground
- 15- Power Supply (\sim)(-)
- 16- Power Supply (\sim)(-)

L2- Led: Level Indication
L3- Led: Power